

**IDEAL 1000 SERIES  
PLASTIC LAMINATE LOCKERS**



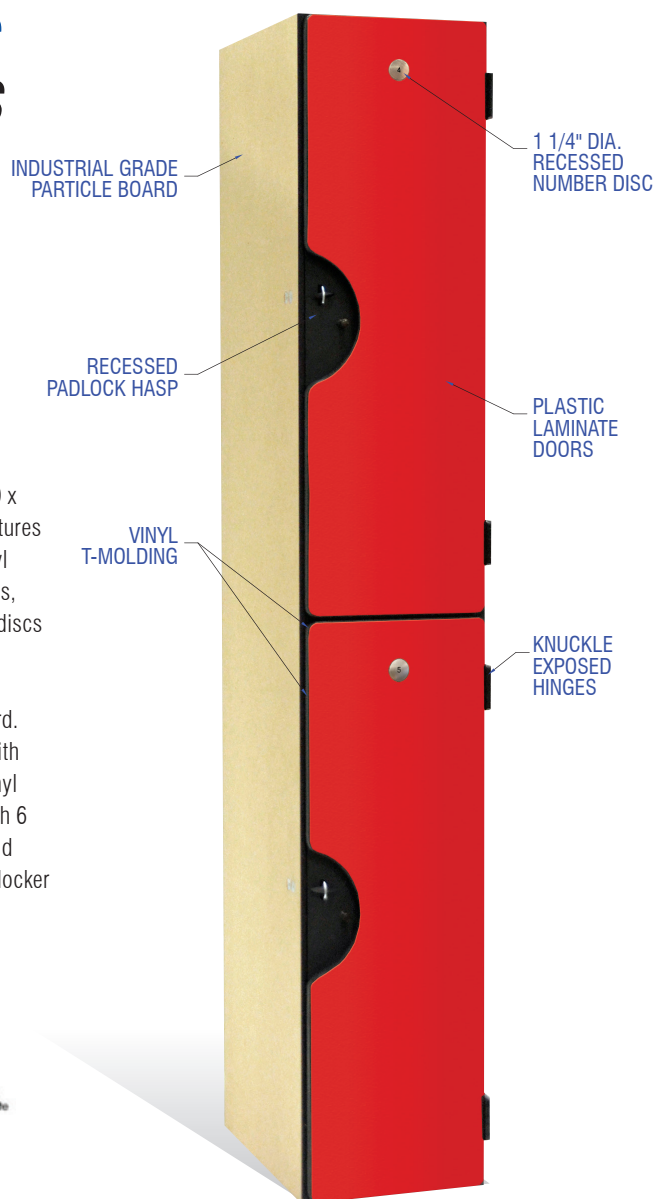
P.O. BOX 4090 • ONTARIO, CA 91761 • (951) 727-8600 • (951) 727-8612 FAX • [WWW.IDEALOCKERS.COM](http://WWW.IDEALOCKERS.COM)

## IDEAL 1000 SERIES PLASTIC LAMINATE LOCKERS



The standard **Ideal 1000 Series** locker configuration (12"W x 18"D x 72"H) provides 100 storage units within 51 linear feet. Standard features include fire retardant high pressure plastic laminate doors, poly vinyl edging, recessed padlock hasps, heavy duty exposed knuckle hinges, aluminum or brass coat hooks, nickel plated coat rods and number discs in satin chrome, satin brass or black.



The frames are constructed from 48lb. industrial grade particle board. Doors are plastic laminate, high pressure, class II-B fire retardant with rounded corners. Frames and doors are edged with polyethylene vinyl T-molding. Interior surfaces of sides and back panel are finished with 6 mil frosty white vinyl. Interior horizontal surfaces of shelves, tops and bottoms are finished with black thermal-fused melamine. All of our locker models are available in custom sizes to meet your individual needs.


[LEARN MORE](#)


### Features

- Custom and standard designs
- Class II-B fire retardant, water resistant, .028" thick laminate
- Vinyl T-molding edging with color choices of black, white, grey, tan, or brown
- Heavy duty, knuckle exposed, institutional style hinges in black enamel
- Unlimited color and texture selections
- Formica®, Wilsonart®, Nevamar®, Pionite®, and Laminart®
- Number Discs in Satin Chrome, Satin Brass or Black
- Three Year Warranty

## INSTALLATIONS



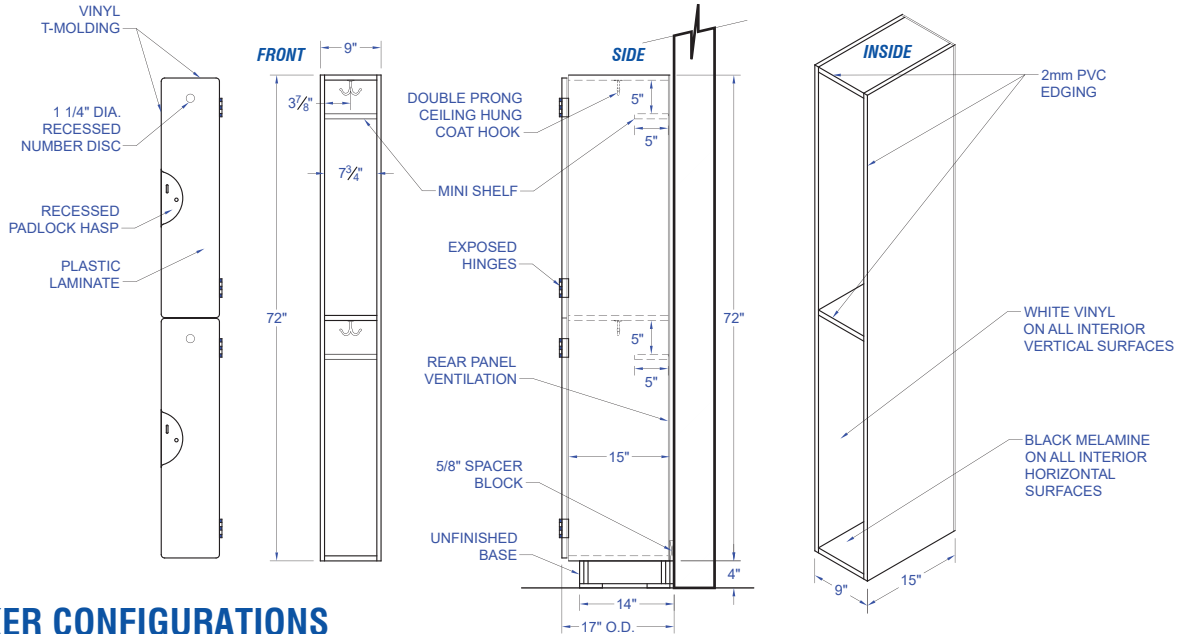
## UNLIMITED COLORS & TEXTURES

With seemingly endless combinations of vibrant, versatile solid colors, inspirational patterns and textures such as woodgrains, including designs inspired by today's popular granite, marble and quartz looks, that are richly dimensional, realistically textured and intrinsically practical.

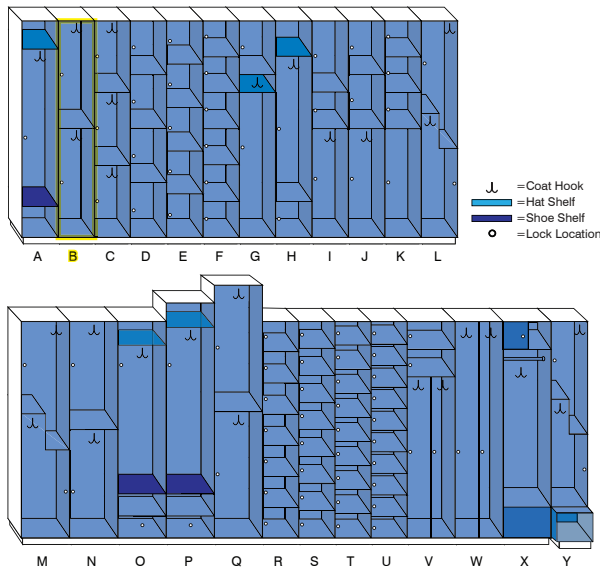
**Plastic Laminate**, class II-B, fire-retardant, water resistant, NEMA LD 3.1 vertical grade .028" thick high-pressure plastic laminate exposed. Available from **Formica®**, **Wilsonart®**, **Nevamar®**, **Pionite®**, and **Laminart®**



## LOCKER DIMENSIONS | MODEL-B 9"x15"x72" PL, VT, EH, RP



## LOCKER CONFIGURATIONS



| ITEM | DESCRIPTION              | WIDTH | DEPTH | HEIGHT |
|------|--------------------------|-------|-------|--------|
| A    | One Tier                 | 12"   | 18"   | 72"    |
| B    | Standard Two Tier        | 12"   | 18"   | 72"    |
| C    | Three Tier - Gymbag      | 12"   | 18"   | 72"    |
| D    | Four Tier                | 12"   | 18"   | 72"    |
| E    | Five Tier                | 12"   | 18"   | 72"    |
| F    | Six Tier - Purse Size    | 12"   | 18"   | 72"    |
| G    | Modified Two Tier        | 12"   | 18"   | 72"    |
| H    | Modified Two Tier        | 12"   | 18"   | 72"    |
| I    | Modified Three Tier      | 12"   | 18"   | 72"    |
| J    | Modified Three Tier      | 12"   | 18"   | 72"    |
| K    | Modified Four Tier       | 12"   | 18"   | 72"    |
| L    | Executive Style Two Tier | 12"   | 18"   | 72"    |
| M    | Executive Style Two Tier | 16"   | 18"   | 72"    |
| N    | Standard Two Tier        | 16"   | 18"   | 72"    |
| O    | Tennis Club              | 16"   | 18"   | 72"    |
| P    | Country Club             | 16"   | 18"   | 78"    |
| Q    | Maxi-space               | 16"   | 18"   | 84"    |
| R    | Seven Tier               | 12"   | 18"   | 72"    |
| S    | Eight Tier               | 12"   | 18"   | 72"    |
| T    | Nine Tier                | 12"   | 18"   | 72"    |
| U    | Ten Tier - Sneaker       | 12"   | 18"   | 72"    |
| V    | Vertical Quad Tier       | 16"   | 18"   | 72"    |
| W    | Vertical Two Tier        | 16"   | 18"   | 72"    |
| X    | Epicenter                | 16"   | 18"   | 72"    |
| Y    | 3000 Series Model "L"    | 12"   | 18"   | 72"    |

## PRODUCT SPECIFICATIONS

- Frame Components**
  - Sides = 5/8" 48 lb. density industrial grade 1-M-2, 45 particle board, .006" frosty white low pressure laminate vinyl.
  - Shelves = 3/4" 48 lb. density industrial grade 1-M-2, 45 particle board, black thermal fused melamine.
  - Backpanel = 1/2" 48 lb. exterior grade medium density fiberboard, .006" frosty white low pressure laminated vinyl, vnetilated.
- Frame Construction** = Blunt joint, 2" t-head nail and screw.
- Edging**
  - 1000 Series includes 13/16" convex face, center barb, polyethylene Vinyl T-molding (VT) with color choices of black, white, grey, tan, or brown.
- Hinges**
  - 1000 Series includes heavy duty, 2 3/4" five knuckle exposed, institutional style hinges, black enamel finish (EH).
- Doors** = 3/4" thick vertical grade .028" class II-B fire retardant plastic laminated two sides and 48 lb. industrial grade 1M2 particle board core.



## AIA SPECIFICATIONS

### Section 10500 | Wood Lockers

Requirements of Divisions 0 and 1 apply to work of this Section.

#### 1.0 GENERAL

##### 1.1 Scope of Work Included:

- a. The furnishing and installation of prefabricated WIG type I multiple self-supporting modular water resistant, fire retardant plastic laminated lockers.

##### 1.2 Related Work Specified Elsewhere:

- a. Architectural Woodwork- Section 06400
- b. Wood and Plastic Doors - Section 08200
- c. Wood Windows - Section 08210

##### 1.3 Standards:

- a. Minimum standard for water resistant, fire retardant astic laminate lockers shall conform to WIG P, Manual of Millwork' latest edition.

##### 1.4 Quality Assurance:

- a. All parts and hardware shall be WIG compliant, structurally sound and free from defects in material and workmanship under normal use and service for a period of three (3) years All lock parts to be warranted for a period of one (1) year.

##### 1.5 Submittals:

- a. Submit two copies of WIG compliant shop drawings for all items of finish work before fabrication.
- b. Manufacturer's descriptive data of all materials and products construction, overall dimensions for installation of lockers, accessories, and trim.
- c. Submit 3 color samples of laminate specified.

##### 1.6 Product Handling, Delivery & Storage:

- a. Deliver all lockers when project construction is ready for installation. Store lockers in dry, ventilated area and protect all finishes from soiling and damage during handling.

#### 2.0 PRODUCTS

##### 2.1 Grades:

- a. Furnish Ideal 1000 Series furniture grade plastic laminated lockers in accordance with WIG "Manual of Millwork", Section 15 - Plastic Covered Casework for Custom and Premium Grades.

##### 2.2 Acceptable Manufacturer:

- a. Ideal Products1 Inc , PD Box 313, Brea, CA 92622. Lockers to be deal 1000 Series.
  1. Interior vertical surfaces of sides and back panel are finished with 6 mil frosty white vinyl.

##### 2.3 Materials:

- a. Locker Interior:
  1. Interior vertical surfaces of sides and back panel are finished with 6 mil frosty white vinyl.
  2. Interior horizontal surfaces of shelves, tops and bottoms are finished with black thermal-fused melamine.
  3. Locker frame constructed of 48 lb. industrial grade particle board core ANSI A208.1, grade 1-M-2, 45 (Sides= 5/8" Shelves= 3/4", Back= 1/4").
  4. Frame edged for 1000 Series with 13/16" convex face, center barb, polyethylene vinyl t-molding with choice of colors: black, grey, white, sand & brown (VT).
  5. Locker venting through rear panel 32m system.
- b. Doors, End Panels, Sloped Tops
  1. Plastic laminate, high pressure, class II-B fire retardant, VGS-GP28, 14" STD PB, UL & HPMA.
  2. Radius corners for 1000 Series edges finished with 13/16"

convex face polyethylene Vinyl T-molding (VT).

3. 3/4" thickness 48 lb. industrial grade particle board with choice of vertical grade fire retardant (class II-B) plastic laminate for exterior finish and interior Wilsonart 1573 vertical grade frosty white cabinet liner.

##### 2.4 Hardware:

- a. Hinges, heavy duty:
  1. 1000 Series -- black 180 degree opening 2 3/4" exposed five knuckle (EH).
- b. Locks, heavy duty, specify:
  1. Padlock hasps either recessed (RP) or surface (SP) mounted through-bolted, case harden and cadmium plated steel.
  2. Keyed Locks (KL), heavy duty cam operated, chrome, brass or black finish. 2 keys per lock and master keyed, and select KD100, KD400, DK1000.
  3. Dial Combination with changeable codes and master keyed bypass (DC).
  4. Pushbutton Combination lock sets with over 2000 different combinations either satin chrome or brass finish (PC).
  5. Coin Collect (CC). Coin Return (CR), Token (TO) and Card Operated (CO).
- c. Cloths Hooks, aluminum or brass finished:
  1. Side mounted double or single prong.
  2. Ceiling mounted double prong.
- d. Coat Rods, nickel plated.
- e. Number Discs: 1 1/4" diameter, 1/4" numerals recessed flush in door, satin chrome, satin brass and black.

##### 2.5 Fabrication:

- a. Lockers shall be fabricated using blunt joint and t-head 2" galvanized nail and screw construction.
- b. Fabricated lockers square, rigid and without warp.
- c. Machine all parts and attachment holes accurately and chip free.
- d. Fabricate corners, fillers, scribes, tops as required for installation.

#### 3.0 EXECUTION

##### 3.1 Construction:

- a. Conform to requirements of WIC "Manual of Millwork", latest edition, for joinery requirements using blunt joint, nail and screw.

##### 3.2 Installation:

- a. Install lockers at the locations shown in accordance with manufacturer's instructions for plumb, level, rigid and flush installation.
- b. Lockers can be easily installed on standard prefabricated bases as supplied by manufacturer allowing for 2" toe kick.
- c. Fasten locker frames to each other with chromium plated t-nuts and hex head screws through holes per drilled at factory.
- d. Secure banks of lockers every 4 feet to walls or wall studs for earthquake resistance with straps as supplied by manufacturer.
- e. Install end and corner fillers and caps, cut to size in field per plans.
- f. Install end panels, sloped tops, finished tops.
- g. Install number discs, clean lockers, remove all related trash and debris from jobsite.

##### 3.3 Clean-Up:

- a. Upon completion of the work, remove surplus materials, rubbish and debris resulting from the operations under the section, including equipment and implements of service, and leave the entire structure and site insofar as the work of this section concerned in a neat, clean, and acceptable condition.

## ORDERING INSTRUCTIONS

### Example:

| Ideal | 1000 Series,   | Model B, | 12 x 18 x 72", | PL, | RP, | EH, | VT |
|-------|--|----------|----------------|-----|-----|-----|----|
|       | 1  | 2        | 3              | 4   | 5   | 6   | 7  |
| 1     | Specify Ideal 1000 Series for Fire-Retardant Plastic Laminate Wood Lockers. 1000 Series includes (VT) Vinyl T-molding and (EH) Exposed knuckle Hinges. |          |                |     |     |     |    |
| 2     | Select the style and size locker compartment such as Model B, our standard double tier or Model F, our purse size lockers.                             |          |                |     |     |     |    |
| 3     | Confirm the frame dimensions: Width x Depth x Height.  |          |                |     |     |     |    |
| 4     | Select plastic laminate as your exterior surface and choose any color, or  |          |                |     |     |     |    |

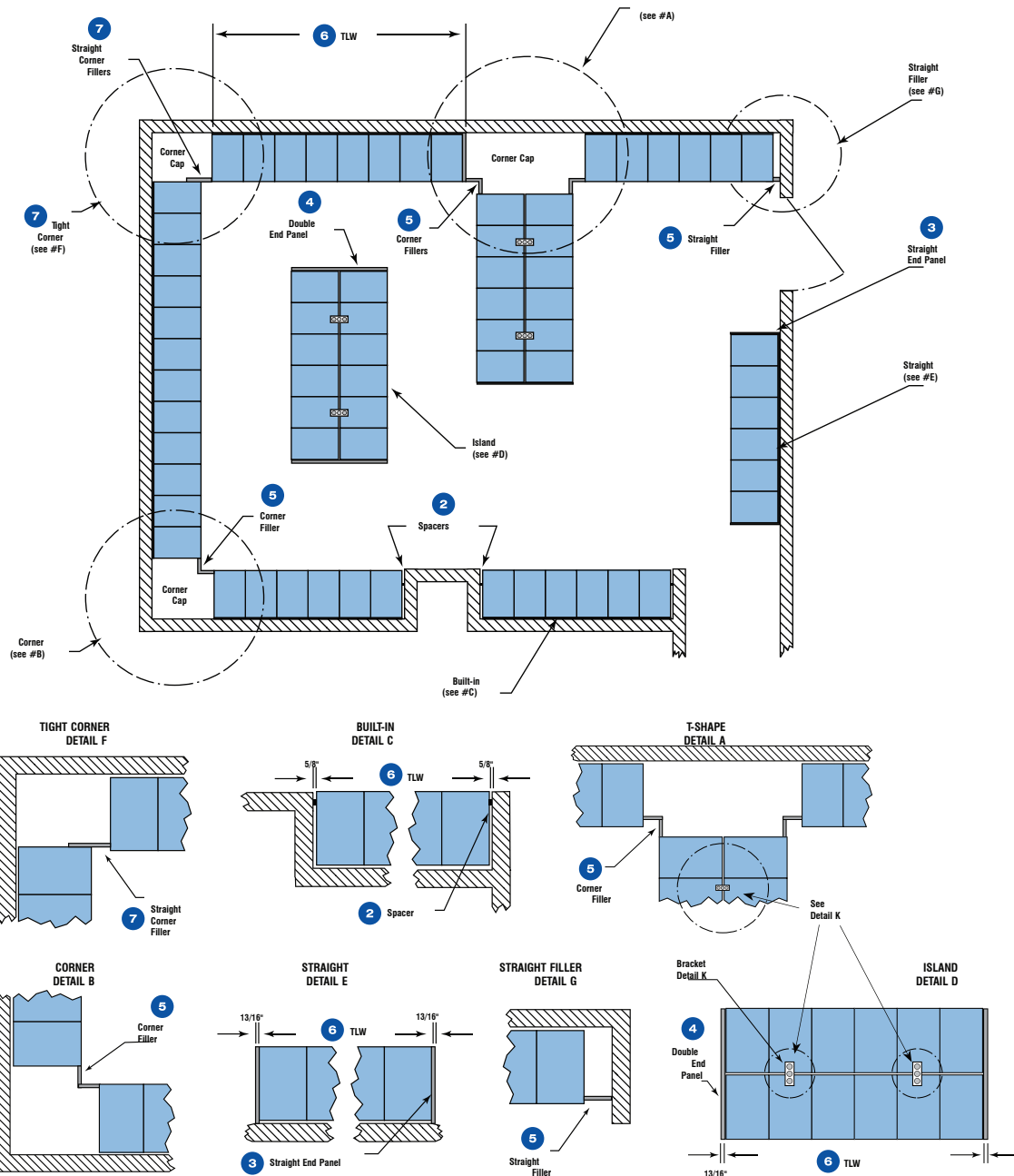
combination of colors.

- 5 Specify Locks. (RP) = Recessed Padlock Hasp, (PC) = Pushbutton Combination, (DC) = Dial Combination, (CL) = Card Lock, (CO) = Coin-Operated, (CC) = Coin-Collect, (KL) = Keyed.
- 6 Specify Hinges. (CH) = Concealed Hinge, (EH) = Exposed Knuckle.
- 7 Specify Edging. (VT) = Polyethylene Vinyl T-molding, (SE) = Self Edging, (PVC) = 1mm Polyvinyl Chloride.

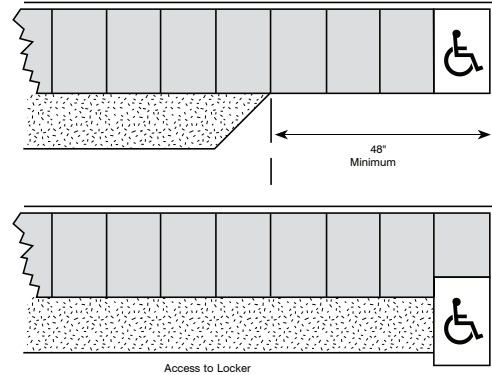
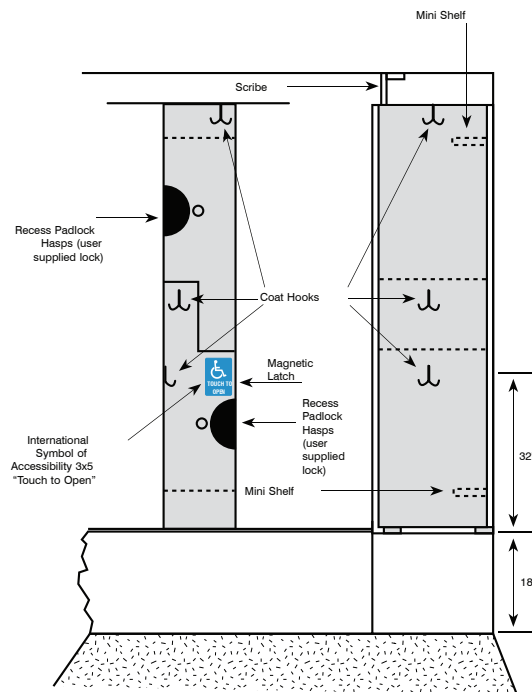
## LOCKER ROOM DIAGRAMS

### General Notes

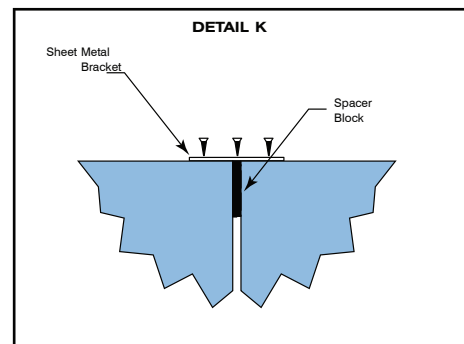
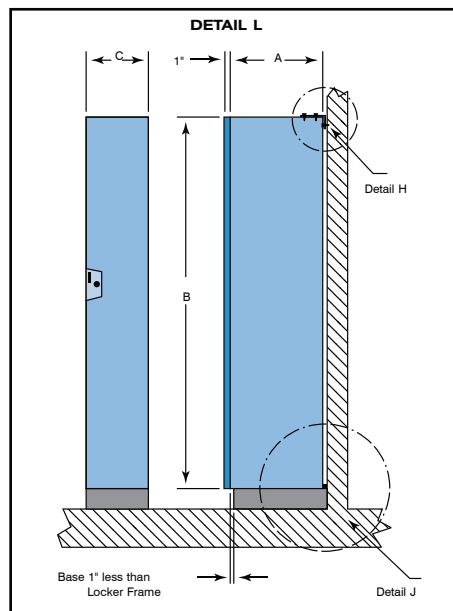
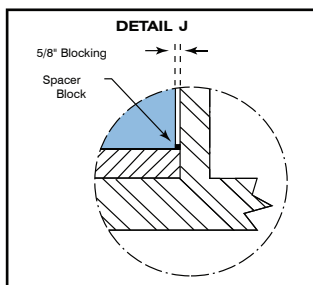
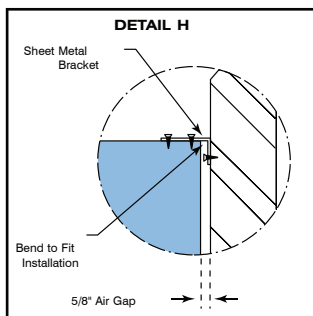
- Locker to be standard as manufactured by Ideal Lockers.
- $\frac{5}{8}$ " spacers edged with matching edging to allow for hand clearance.
- Single end panels  $18\frac{5}{8}$ " wide to cover rear ventilation.
- Double end panels  $36\frac{5}{8}$ " wide to allow for air space.
- Fillers are required.
- TLW (total locker width) = Total number of lockers x locker width. 12" lockers are 12.0625" wide; 16" lockers are 16.0625" wide.
- Consult factory for requirements.



## HANDICAPPED OPTIONS



Local building officials will eventually require your clubs to comply with The Americans with Disabilities Act of 1990 which requires the following: At least one of each type locker offered, and for double-tier lockers only the bottom row, be provided for handicapped people. A clear floor space of 30"x48" minimum will allow for either forward or parallel approach by a person using a wheelchair. Storage spaces such as shelves, hooks, coat rods, etc., shall be located at a height of 9" minimum and 48" maximum from the finished floor. Acceptable hardware for accessible lockers are touch latches and U-shaped pulls located as close to the top of the door as possible.





**IDEAL** PRODUCTS, INC.

IDEAL PRODUCTS, INC. • P.O. BOX 4090 • ONTARIO, CA 91761 • (951) 727-8600 • (951) 727-8612 FAX • [WWW.IDEALOCKERS.COM](http://WWW.IDEALOCKERS.COM)